



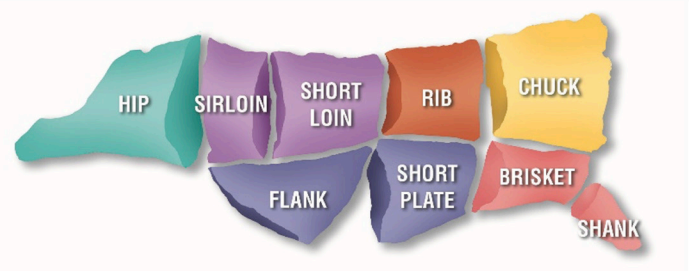
## CANADIAN BEEF TRADE REPORT FOR JANUARY 2026 YTD

### REPORT FOR JANUARY 2026 YTD TRADE

In January 2026, Canadian beef export volumes were down 8% from last year and down 3% from the five-year average for January; with export value down 7% from last year.

January 2026 export volumes increased to Hong Kong and Macau (+26%), Mexico (+26%), Southeast Asia excluding Taiwan (+87%), Taiwan (+43%), the EU (+47%), and MENA (+16%), but declined to the U.S. (-9%), Japan (-27%), and South Korea (-65%). There were no exports to China or the U.K.

In January 2026, federally inspected slaughter was down 21% from last January 2025 at 218,426 head.



In January 2026, the **U.S.** was the primary export market, accounting for 71% of the beef export volume and 76% of the export value. The main products exported to the U.S. during this period were:

- Other beef cuts such as boneless trimmings: 8,304 tonnes, 29% of volume, down 25% Y/Y
- Chuck: 6,677 tonnes, 23% of volume, up 14% Y/Y
- Loin: 3,506 tonnes, 12% of volume, up 3% Y/Y
- Ribs: 2,278 tonnes, 8% of volume, down 28% Y/Y
- Brisket: 2,206 tonnes, 8% of volume, up 30% Y/Y
- Hip & Round: 2,025 tonnes, 7% of volume, up 19% Y/Y
- Offal: 1,651 tonnes, 6% of volume, down 24% Y/Y
- Flank & Plate: 1,062 tonnes, 4% of volume, down 24% Y/Y

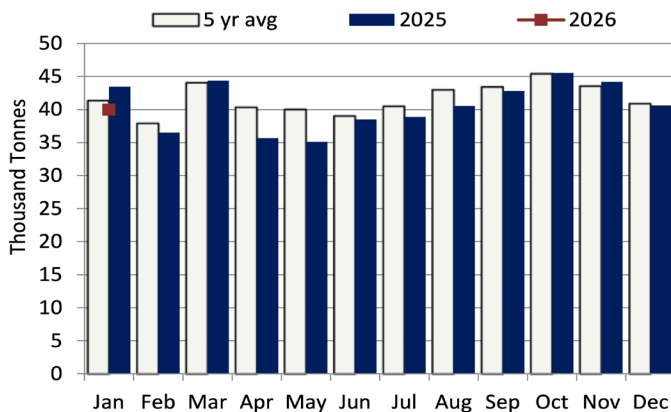
Following the U.S., **Mexico** was Canada's second largest export market in January 2026, accounting for 10% of the export volume and 10% of value. It is also the second-largest market for offal, chuck, rib, Hip & Round, and loins. The main products exported to Mexico are:

- Offal products: 1,468 tonnes, 36% of volume, up 55% Y/Y
- Chuck: 1,052 tonnes, 26% of volume, down 7% Y/Y
- Rib: 724 tonnes, 18% of volume, up 157% Y/Y
- Hip & Round: 286 tonnes, 7% of volume, down 29% Y/Y
- Loin: 285 tonnes, 7% of volume, up 2% Y/Y.

**Japan** was the third largest export market for Canadian beef in January 2026, accounting for 8.5% of the export volume and 8% of value. It was also the second-largest market for brisket. The main products exported to Japan are:

- Offal: 930 tonnes, 27% of volume, down 55% Y/Y
- Flank & Plate: 921 tonnes, 27% of volume, up 50% Y/Y
- Rib: 665 tonnes, 20% of volume, up 61% Y/Y
- Chuck: 354 tonnes, 10% of total, down 24% Y/Y.

Canadian Monthly Beef and Veal Exports



Source: Statistics Canada

### Exports of Beef Primals

The main primals exported from Canada in January to January 2026 are:

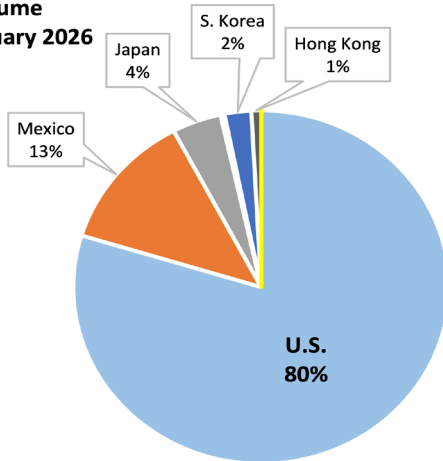
- Other fresh or chilled and frozen beef cuts such as boneless trimmings: 8,648 tonnes, 22% of total volume, down 23% Y/Y
- Chuck: 8,376 tonnes, 21% of total, down 3% Y/Y
- Offal: 4,824 tonnes, 12% of total, down 24% Y/Y
- Ribs: 4,607 tonnes, 12% of total, down 3% Y/Y
- Loin: 4,020 tonnes, 10% of total, up 4% Y/Y
- Flank & Plate: 3,237 tonnes, 8% of total, up 50% Y/Y
- Brisket: 2,383 tonnes, 6% of total, down 4% Y/Y
- Hip: 2,329 tonnes, 6% of total, up 6% Y/Y.

# CANADIAN BEEF TRADE



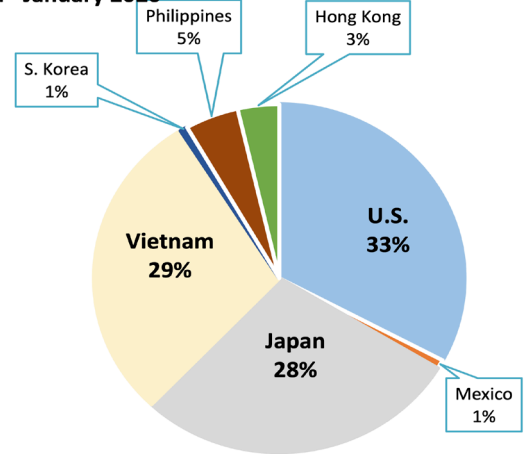
The top markets for the beef primal products are:

**Chuck Exports in volume by destination - January 2026**



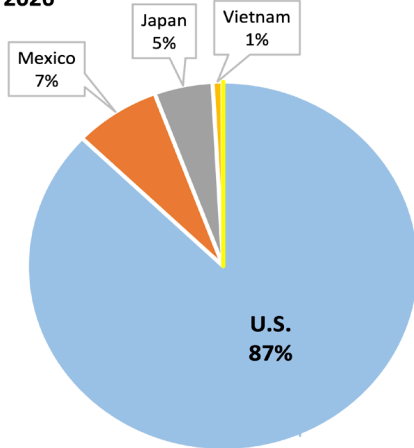
Source: Statistics Canada

**F flank and Plate Exports in volume by destination - January 2026**



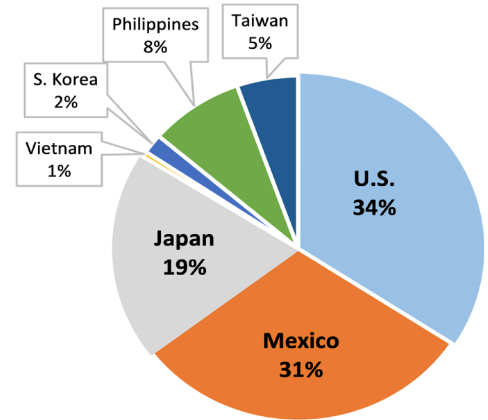
Source: Statistics Canada

**Loin Exports in volume by destination - January 2026**



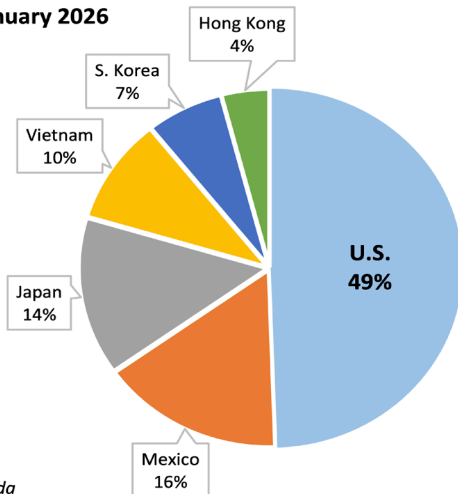
Source: Statistics Canada

**Offal Exports in volume by destination - January 2026**



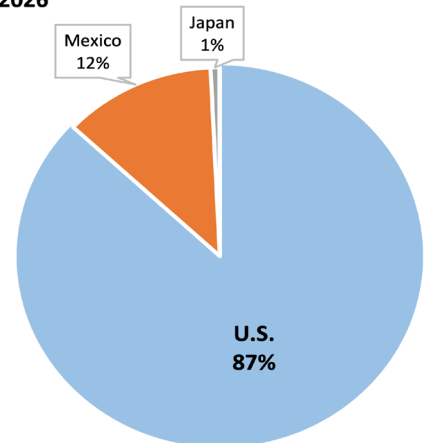
Source: Statistics Canada

**Rib Exports in volume by destination - January 2026**



Source: Statistics Canada

**Hip and Round Exports in volume by destination - January 2026**



Source: Statistics Canada

